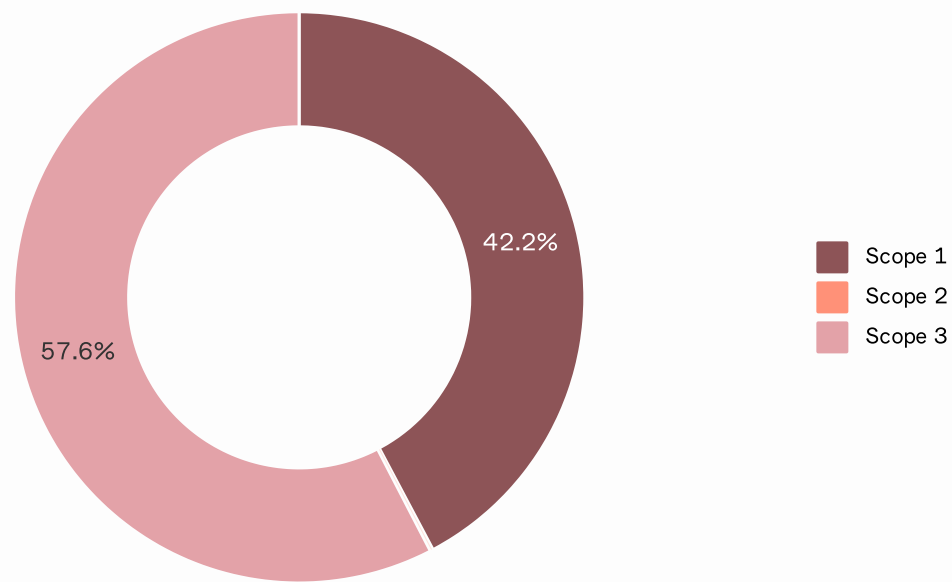


# Overview

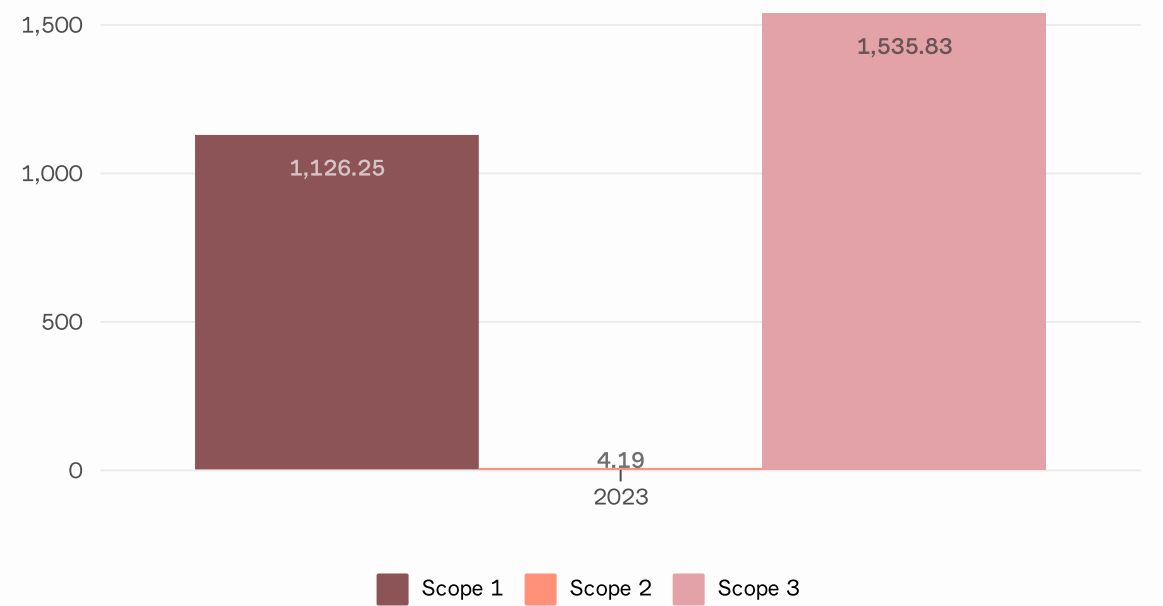
Total scope 1, scope 2 (market-based), scope 3 greenhouse gas emissions.

<b>Total emissions</b> <b>2.666k</b> tCO <sub>2</sub> e	<b>Project</b> ⓘ	<b>Calendar year</b>	<b>Scope</b>	<b>Entity</b> ⓘ	<b>Label</b> ⓘ
	🔍 Search... <a href="#">SELECT ALL</a>	🔍 Search... <a href="#">DESELECT ALL</a> <input checked="" type="checkbox"/> 2023	🔍 Search... <a href="#">DESELECT ALL</a> <input checked="" type="checkbox"/> Scope 1 <input checked="" type="checkbox"/> Scope 2 <input checked="" type="checkbox"/> Scope 3	🔍 Search... <a href="#">DESELECT ALL</a> <input checked="" type="checkbox"/> N/A	🔍 Search... <a href="#">DESELECT ALL</a> <input checked="" type="checkbox"/> N/A

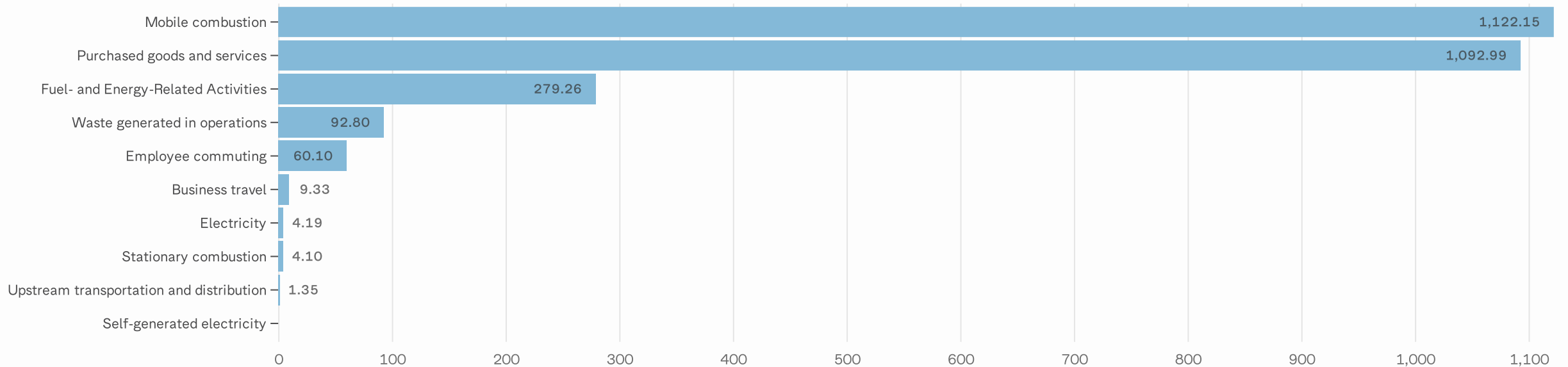
Total emissions % break down per scope (1, 2, 3)



Total emissions (tCO<sub>2</sub>e) breakdown by Year and Scope



Total emissions (tCO<sub>2</sub>e) breakdown by category



Normative